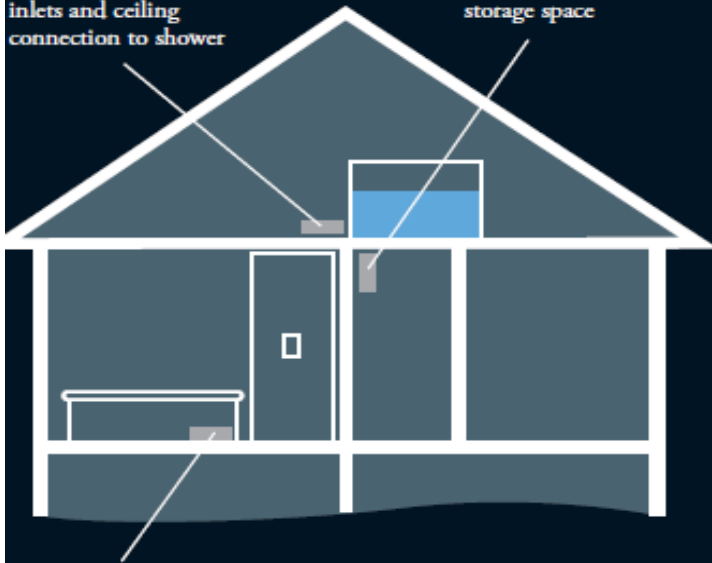


The I-Flow remote digital shower has been designed to be simple to install in any number of practical locations, such as in the loft, airing cupboard or hidden underneath the bath. It can be mounted flat or on its side against a wall for convenience. Push-fit inlet and outlet connections make installation even quicker. Full fitting instructions are included and it comes with a 2 year guarantee for peace of mind.

A. Loft Space **B. Airing Cupboard**

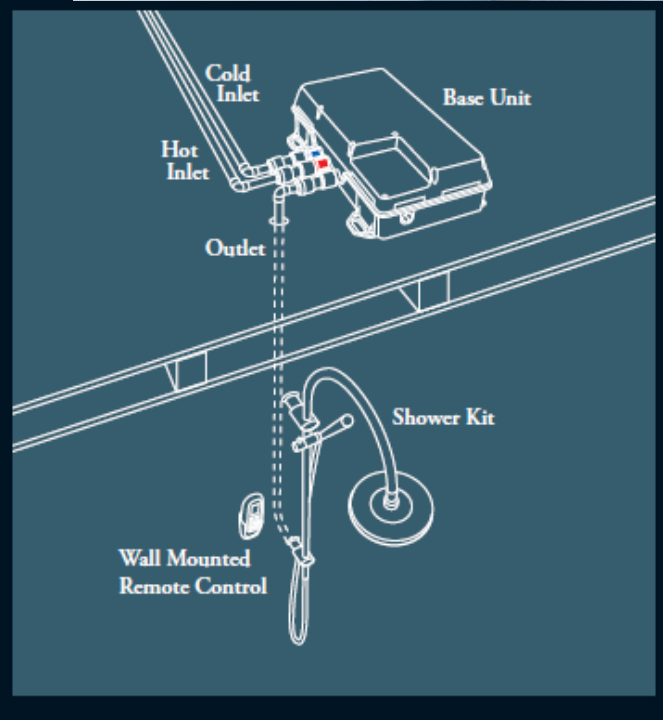
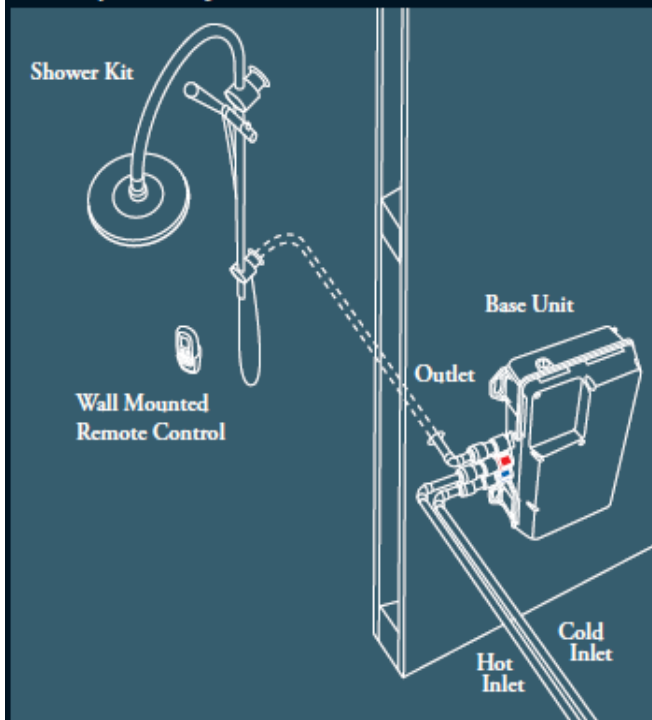
Convenient for water inlets and ceiling connection to shower

Or other convenient storage space



C. Concealed under the bath

Generally unused space



Airing cupboard or under bath installation

To install in either of these areas use a through the wall kit.

Loft installation

To install in a typical loft space you will need a ceiling fed slide rail kit allowing a neat connection through your bathroom ceiling.