

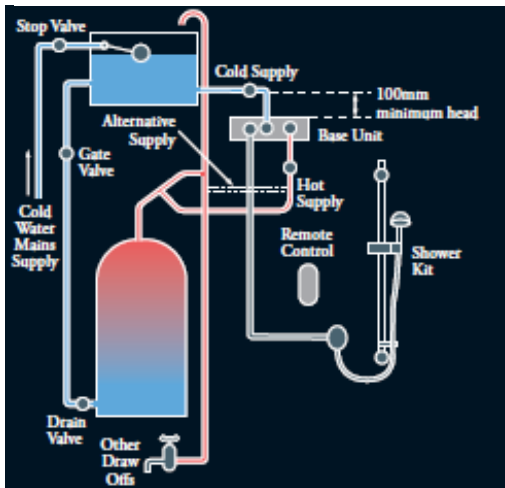
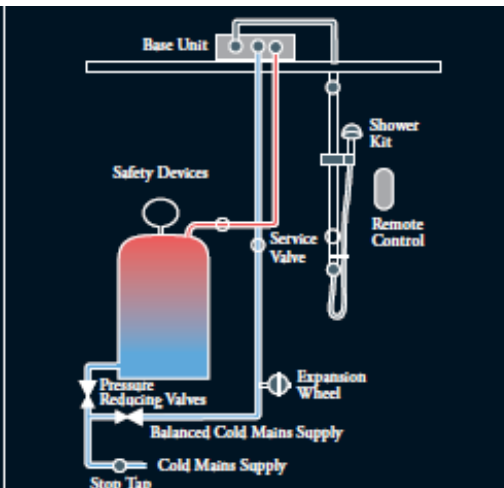
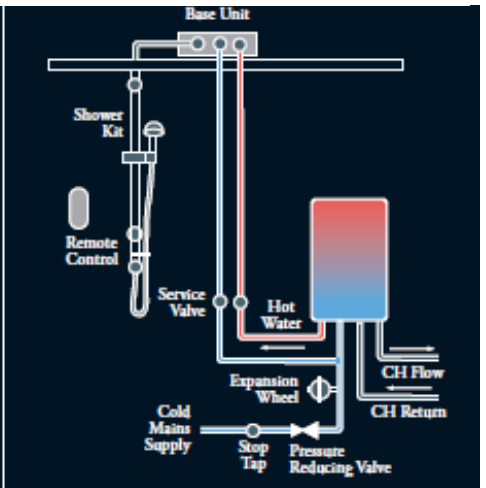
Remote / Wireless Showers  
Available at genuine retail prices  
Visit SMR Bathrooms today

**What type of I-Flow remote digital shower do I need?**

Because there are more than one type of heating system, Hudson Reed have developed two types of the I-Flow remote digital shower base units. These are for high pressure and low pressure systems.

Our low pressure unit ensures a powerful flow of water by using two pumps concealed within the unit. Since a high pressure system already supplies a powerful flow, the extra pump is not required. These ensure a perfect shower every time, regardless of which system your home is fitted with.

To help identify your household system please see the diagrams below:

 <p><b>Gravity fed system</b></p> <p>The UK's most common household plumbing system is gravity fed. This works using a cold water tank in the loft and a hot water tank in the airing cupboard.</p> <p>For this system our low pressure base unit should be used.</p>	 <p><b>Unvented high pressure system</b></p> <p>Located in the airing cupboard or garage, this system stores water under high pressure in a large cylinder. You will not have a cold water tank in the loft with this system.</p> <p>For this system our high pressure base unit should be used.</p>	 <p><b>Combi boiler system</b></p> <p>Usually found in the kitchen, a combi boiler heats your water on demand. Due to the nature of this type of boiler the warm-up setting cannot be used with this system.</p> <p>For this system our high pressure base unit should be used.</p>
--	---	---

**Always seek advice from a professional to determine which I-Flow unit you require before purchasing.**